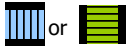






Metroid Deluxe MAP - many thanks to "the Rooser" for making this game. There was no map for this on the internet as I googled for hours looking for one, so I decided to make one for anyone who wanted to play the game and use a map. I believe the map is complete, but if there are any questions email me djturbojp7@yahoo.com and I will be glad to help.

Legend

 or  This means you must have some special item to pass, it may be missiles or high jump boots or even wave beam or whatever....
(stripes)

 This is a regular blue door

 This is a red door (5 Missile Door)

 This is a orange door (10 Missile Door)

*M Find 5 Missiles Here

*E Find an Energy Tank Here

 This is an elevator to a different zone

* Stars mean there is an item found here see the text near the star to see what item it is

MB This means Mini-Boss (not Mother Brain)

Note: The colors in the corridors are somewhat close to what I have drawn here, this means if it looks green on the map, it probably is mostly green in the game - this is not an exact science, as most parts of the game have different colors, but it will definitely help you.

MAP author = "JP7" (djturbojp7@yahoo.com)

